



FPZ, Inc
 150 N. Progress Drive
 Saukville, WI 53080 - U.S.A.
 Tel. (262) 268-0180
 Fax (262) 268-0415
 E-mail usa@fpz.com

REGENERATIVE BLOWERS - VACUUM
SCL K07R / K08R / K09 / K10 / K11 / K12

MD SERIES - MOR RANGE
 SN 1852-8 1/2

TECHNICAL CHARACTERISTICS

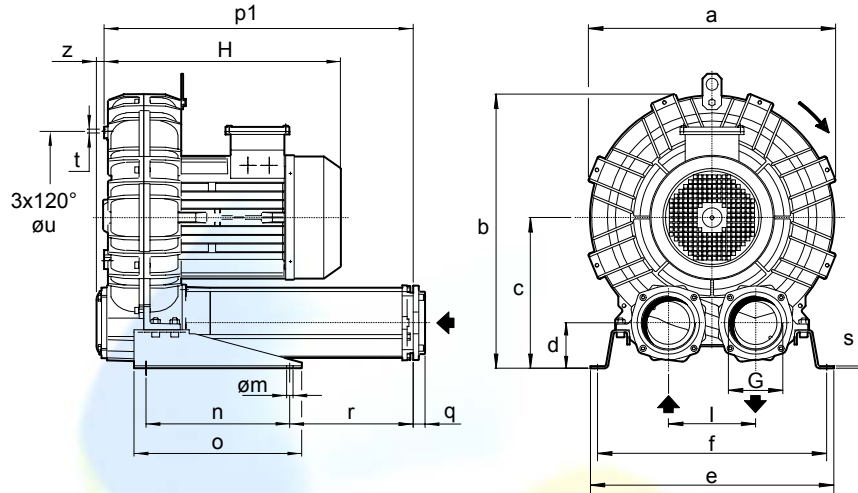
- Aluminium alloy construction
- Smooth operation
- High efficiency impeller
- Maintenance free
- Mountable in any position
- Recognized TEFC - cURus motor

OPTIONS

- Special voltages (IEC 38)
- Surface treatments

ACCESSORIES

- Inlet and/or inline filters
- Additional inlet/outlet silencers
- Safety valves
- Flow converting device
- Optional connectors



Dimensions in inches.
 Dimension for reference only.

Model	a	b	c	d	e	f	G	l	m	n	o	p1	q	r	s	t	u	z
K07R-MD	16.69	18.94	10.59	3.23	18.43	17.24	2" NPT	6.10	0.51	11.81	13.78	16.46	0.71	1.7	0.20	M8	11.61	0.63
K08R-MD	17.99	19.61	10.59	3.23	18.82	17.64	2" NPT	6.10	0.51	11.81	13.78	16.46	0.71	1.7	0.20	M8	12.20	0.63
K09-MD	19.37	22.09	12.40	3.78	20.00	18.82	4" NPT	7.17	0.51	11.81	13.78	25.35	0.98	10.12	0.20	M8	14.17	0.63
K10-MD	20.31	22.56	12.40	3.78	20.00	18.82	4" NPT	7.17	0.51	11.81	13.78	25.35	0.98	10.12	0.20	M8	14.17	0.63
K11-MD	21.35	23.74	13.07	3.58	21.18	20.00	4" NPT	7.87	0.51	11.81	13.78	25.75	0.98	10.31	0.20	M8	15.35	0.63
K12-MD	21.57	23.85	13.07	3.58	21.18	20.00	4" NPT	7.87	0.51	11.81	13.78	25.87	0.98	10.31	0.20	M8	15.35	0.52

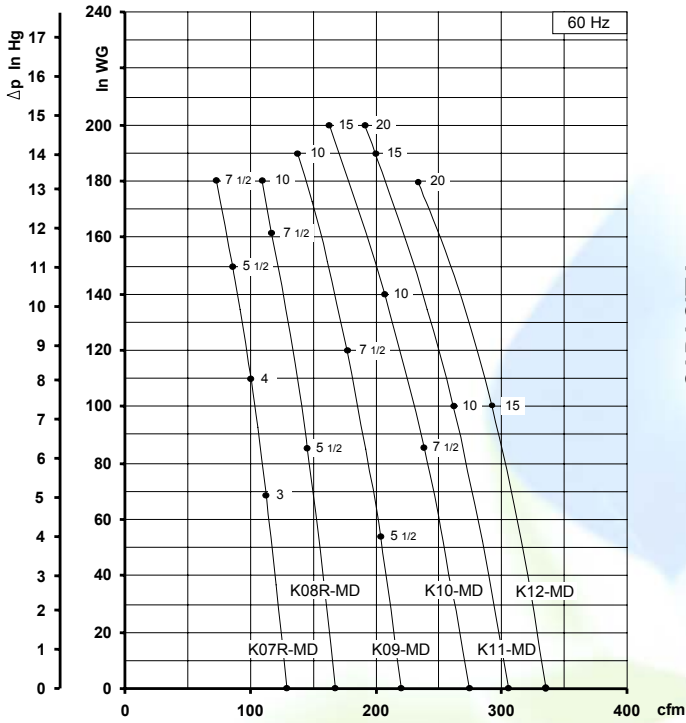
Model	Maximum flow cfm		Installed power Hp		Maximum differential pressure Dp (In Hg)		Noise level Lp dB (A) ⁽¹⁾		Overall dimensions H Inches	Weight Lbs
	60 Hz 3500 rpm	50 Hz 2900 rpm	60 Hz 3500 rpm	50 Hz 2900 rpm	60 Hz 3500 rpm	50 Hz 2900 rpm	60 Hz 3500 rpm	50 Hz 2900 rpm		
K07R-MD	129	107	3	3	5.0	6.4	72.5	70.5	16.14	101.40
			4	4	8.1	9.4	73.0	71.0	16.14	103.60
			5 1/2	5 1/2	11.0	12.5	73.5	71.5	16.14	111.50
			7 1/2	-	13.2	-	74.0	-	17.52	134.50
K08R-MD	168	139	5 1/2	5 1/2	6.3	8.1	75.7	73.7	16.14	116.90
			7 1/2	7 1/2	11.9	13.2	76.1	74.1	17.52	140.00
			10	-	13.2	-	76.4	-	17.52	151.00
K09-MD	221	183	5 1/2	5 1/2	4.0	5.7	76.4	74.4	16.54	144.40
			7 1/2	7 1/2	8.8	10.5	77.5	75.5	17.95	167.60
			10	10	14.0	14.0	79.0	77.0	17.95	178.60
K10-MD	275	228	7 1/2	7 1/2	6.3	8.1	80.4	78.4	17.91	170.90
			10	10	10.3	12.1	80.7	78.7	17.91	181.90
			15	15	14.7	14.7	81.3	79.3	19.29	203.90
K11-MD	306	254	10	10	7.4	9.2	80.7	78.7	18.11	211.60
			15	15	14.0	14.7	81.3	79.3	19.49	232.60
			20	-	14.7	-	81.6	-	23.23	287.20
K12-MD	336	278	15	15	7.4	13.2	82.2	80.2	19.61	240.30
			20	-	13.2	-	82.5	-	23.42	295.00

(1) Noise measured at 1 m distance with inlet and outlet ports piped, in accordance to ISO 3744.

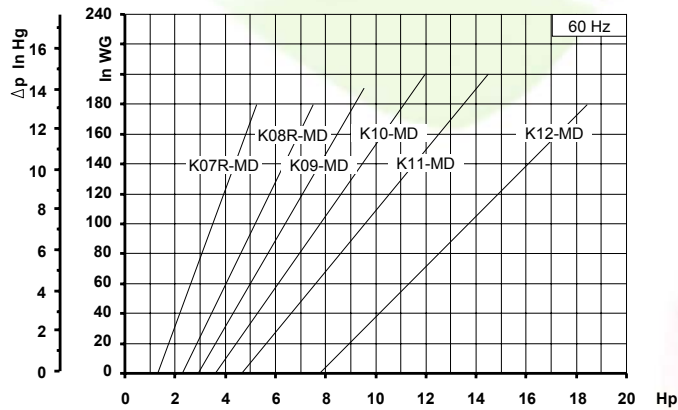
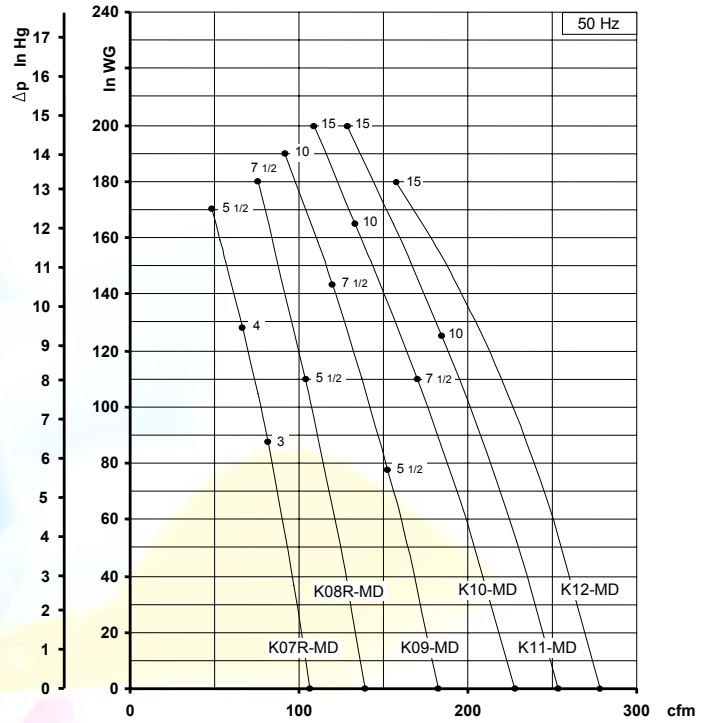
- For proper use, the blower should be equipped with inlet filter and safety valve; other accessories available on request.
- Ambient temperature from +5° to +104°F.
- Specifications subject to change without notice.



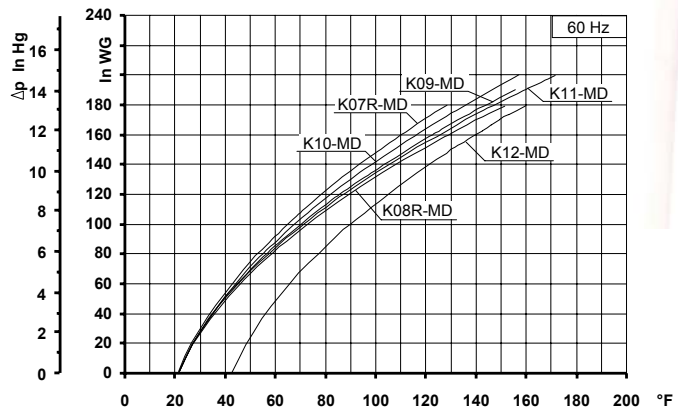
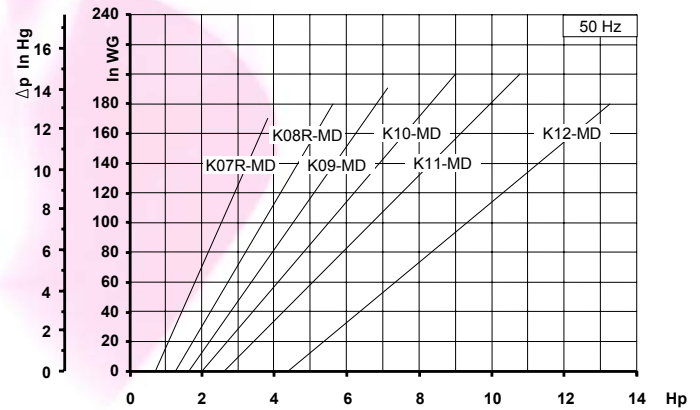
REGENERATIVE BLOWERS - VACUUM
SCL K07R / K08R / K09 / K10 / K11 / K12
MD SERIES - MOR RANGE
 SN 1852-8 2/2



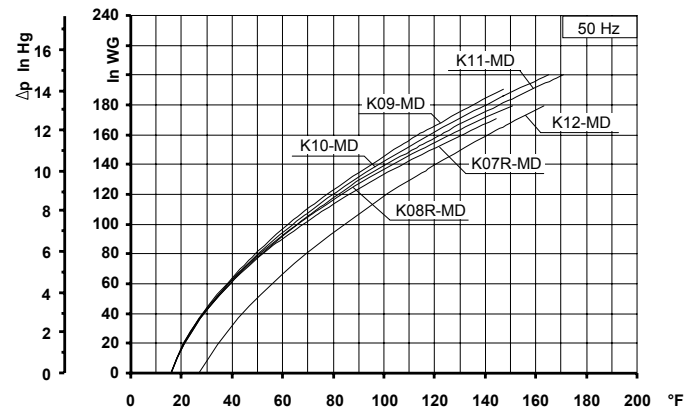
CAPACITY



ABSORBED POWER



TEMPERATURE INCREASE



Curves refer to air at 68° F temperature, measured at inlet port and 29.92 In Hg atmospheric backpressure (abs).
 Values for flow, power consumption and temperature rise: +/-10% tolerance.
 Data subject to change without notice.